RAD TRADE
GENERAL CATALOG

wheels

RAD
爾阿迪

THD®
Tire Heavy Duty
recommended by ADR

THDwheels

Tire Heavy Duty®

WHEELS
SYMBOL MEANING

COD.	WHEEL CODE
	RIM
00	WHEEL FIGURE
	“OFFSET”
	WHEEL ATTACHMENT PDC
	RIM THICKNESS
	DISC THICKNESS
Kg V= Km/h	LOADING CAPACITY
Kg	APROX. WEIGHT

01

DROP-CENTRE RIMS

COD.		00		Tickness (mm)			Kg V= Km/h 25	Kg	Color RAL
5000936	**3.00 D x 12”**	01	04/58x98x14,5-E35	0	2,5	4	748	4.4	GRAY METAL
5000935	**5J A x 12”**	01	04/58x98x15-E13	0	3	4	736	5,5	PRINT
5000549	**5J A x 12”**	01	05/94x140x18,5-E1	0	3	4	851	6	PRINT
7002205	**7.00 x 12”**	01	05/94x140x18,5-E1	0	3,5	5	1.300	7,2	SILVER 1
7011458	**8.50 I x12”**	01	05/94x140x18,5-SR18	0	2,5	6	950	7,3	RAL6029
7001875	**4J x 13”**	01	04/58x98x15,5-E16	0	2,5	3,5	630	4,6	PRINT
7000962	**4J x 13”**	01	05/94x140x18,5-E1	0	2,5	3,5	730	4,5	PRINT
7013741	**5J x 14”**	01	05/94x140x18,5-E1	0	3	4,5	850	7,8	SILVER
7000179	**4J x 15”**	01	05/94x140x18,5-E1	0	3	5	850	5,9	PRINT
7000728	**6J x 15”**	01	05/94x140x18,5-E1	0	3	5	1.100	9	PRINT
7000550	**8W x 15”**	01	06/161x205x21,5-E2	0	3,5	5	1.300	11	PRINT
7006515	**4.00 E x 16”**	01	05/94x140x18,5-E1	0	3	4	850	8,5	PRINT
7006526	**5.50 F x 16”**	01	05/94x140x18,5-E1	0	3	6	1.100	10,7	PRINT

REMARKS

Loading capacity shown is for free rolling application (not steering and not driven axles). For any other different application, please consult our technical department.

HOLES TYPES AND DIMENSIONS

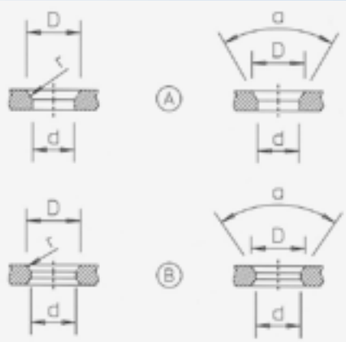

Spherical seating			
Nº	d	D	r
1	18.5	24	14
2	21.5	27	16
3	27	32	18
5	32.2	37	22.2
12	16	20	12

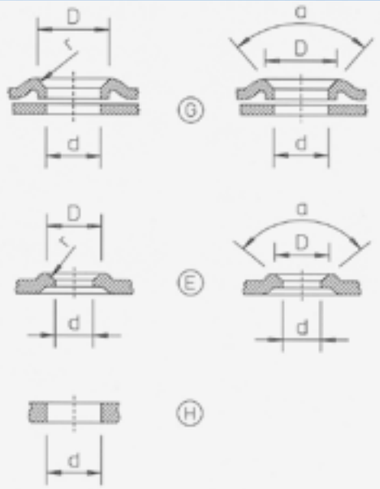

Conical seating			
Nº	d	D	a
15	16	22	90º
16	15.5	-	60º
21	21.5	27	90º

OFFSET

02

DROP-CENTRE RIMS

COD.		00		Tickness (mm)			Kg V= Km/h 25	Kg	Color RAL
7013069	**9.00 x 15.3”**	02	05/94x140x18,5-E1	0	4	5	1.300	12,5	SILVER
5000582	**9.00 x 15.3”**	02	05/150,5x203,2x22,5-A23	0	4	10	3.335	17,5	PRINT
5000309	**9.00 x 15.3”**	02	06/161x205x21,5-E2	0	3,9	6	3.075	14,1	RAL9006
7009694	**9.00 x 15.3”**	02	06/161x205x21,5-A2	0	4	8	3.200	14,8	SILVER
5000237	**9.00 x 15.3”**	02	06/161x205x21,5-A2	0	4,3	9	4.000	16,6	RAL9006
5000955	**9.00 x 15.3”**	02	06/161x205x27-A3	0	4	10	3.795	17	GRAY METAL
7010013	**11 x 16”**	02	06/161x205x21,5-A2	0	4	10	2.500	19,6	SILVER
5000661	**13.00 x 17”**	02	06/161x205x21,5-A2	0	5	10	3.680	28	PRINT
5000228	**16.00 x 17”**	02	06/161x205x21,5-A2	0	4,8	9	4.010	30	RAL9006
5000227	**11 x 18”**	02	06/161x205x21,5-A2	0	5	11	4.100	30	RAL9006

REMARKS

Loading capacity shown is for free rolling application (not steering and not driven axles). For any other different application, please consult our technical department.

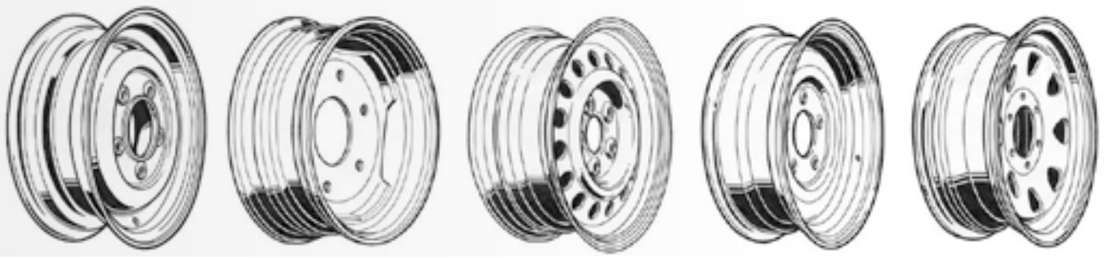

07 08 09 10 11

DROP-CENTRE RIMS

COD.		00		Tickness (mm)			Kg V= Km/h 100	Kg	Color RAL
5000226	**4J x 13”**	09	04/58,5x98x14-E60º	+30	2,2	3,9	450	5,6	RAL9006
7000661	**4 ½ J x 13”**	09	04/58,5x98x14-E60º	+30	2,2	3,9	450	6	SILVER 1
5000241	**6J x 13”**	09	05/66,6x112x16-ER12	+30	3	5	900	8,6	RAL9006
7013741	**5J x 14”**	10	05/94x140x15,5-E1	0	3	5	900	8	SILVER
7011461	**5 ½ J x 14”**	09	04/58,5x98x14-E60º	+30	2,5	5	650	7,4	SILVER 1
7000745	**5 ½ J x 14”**	09	5/66,6x112x16-ER12	+30	2,5	5	750	8,3	SILVER 1
7001047	**6J x 14”**	07	06/161x205x21,5-B2	-5	4	7,4	1.250	11	SILVER
7009584	**5Jx15”**	10	05/94x140x15,5-E1	0	3	5	900	9	SILVER 1
7001609	**6J x 15”**	10	06/161x205x21,5-A2	0	3	8	1200	11	SILVER 1
7009692	**6J x 15”**	09	05/109,5x139,7x14-E60º	0	3,5	6	750	11	SILVER
7009693	**6J x 15”**	09	06/100x139,7x14-E60º	+25	3,5	6	750	11,2	SILVER
7001384	**5.50 F x 16”**	07	05/115,2x165,1x19-E80º	+46	3,5	5	975	11,8	SILVER 1
7000169	**5.50 F x 16”**	10	06/161x205x21,5-A2	0	3	8	1.100	15,3	PRINT
7009691	**6K x 16”**	11	06/110x139,7x15,8-E60º	+30	4	6	1.100	13,3	SILVER
5000557	**6.75 x 17.5”**	10	06/161x205x21,5-E2	0	5	8	2.100	19,7	GRAY METAL

THDwheels

Tire Heavy Duty®

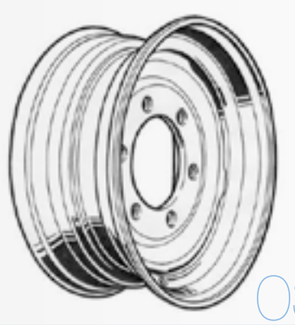

03

04

15° DROP-CENTRE RIMS

COD.		00		Tickness (mm)			Kg V= Km/h 25	Kg	Color RAL
5000229	**13.00 x 15.5”**	03	06/161x205x21,5-A2	-15	4,7	9	4.500	24,2	RAL9006
5000557	**6.75 x 17.5”**	03	06/161x205x21,5-E2	0	5	8	4.025	19,7	GRAY METAL
7013823	**6.75 x 17.5”**	04	06/161x205x21,5-SR16	+ 145	5,5	11	2.400	26	SILVER
7000570	**6.75 x 17.5”**	04	06/161x205x27-A3	+138	5	10	2.400	23	PRINT
5000739	**6.75 x 17.5”**	04	08/221x275x26-SR18	+142	5,5	11	2.700	25	SILVER
7000098	**7.50 x 19.5”**	03	06/161x205x21,5-A2	0	5	8	3.400	23,4	SILVER 1
7008420	**7.50 x 19.5”**	04	08/221x275x26-SR18	+150	6	11	2.900	33,6	SILVER
7000099	**8.25 x 19.5”**	03	06/161x205x21,5-A2	0	6	10	4.000	29,1	SILVER 1
7007745	**8.25 x 19.5”**	03	06/161x205x27-A3	0	6	10	4.000	29	SILVER 1
7000571	**8.25 x 19.5”**	03	08/221x275x27-A3	0	6	10	4.000	27,6	PRINT
7011859	**11.75 x 19.5”**	03	08/221x275x27-A3	0	6	10	5.150	36	SILVER 1
7013070	**14.00 x 19.5”**	03	08/221x275x26-SR18	0	6,25	12,25	5.200	42	SILVER
7013071	**14.00 x 19.5”**	03	10/281x335x26-SR18	0	6,25	12,25	5.200	40,5	SILVER
7013159	**9.00 x 22.5”**	04	10/281x335x26-SR18	+175	6,5	12,25	5.000	42,8	SILVER
7009564	**11.75 x 22.5”**	03	06/161x205x21,5-SR16	0	6,75	12	5.500	47	SILVER
7012938	**11.75 x 22.5”**	03	08/221x275x26-SR18	0	6,75	12	5.550	47	SILVER
7013028	**11.75 x 22.5”**	03	10/281x335x26-SR18	0	6,75	12	5.550	44	SILVER
5000562	**14.00 x 22.5”**	03	08/221x275x27-A3	0	5,5	11	6.000	51	RAL9006
5000360	**14.00 x 22.5”**	03	10/281x335/27-A3	0	5,5	11	6.000	49	RAL9006
5000225	**16.00 x 22.5”**	03	08/221x275x27-A3	0	5,50	10,4	8.000	52,4	RAL9006
5000191	**16.00 x 22.5”**	03	10/281x335x27-A3	0	5,50	10,4	8.000	48	RAL2004
5000361	**20.00 x 26.5”**	03	10/281x335x27-A3	0	6,30	11,8	10.100	87,3	RAL9006

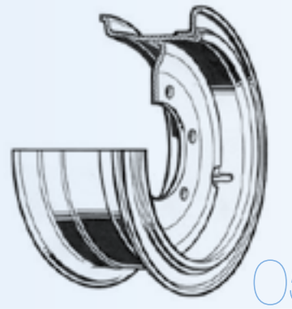

05

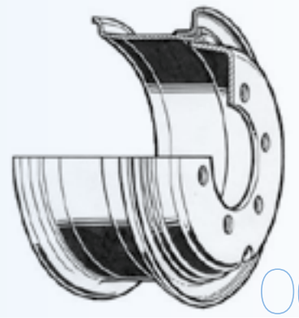

06

MULTIPIECE RIMS WITH LOCKING RIMS

COD.		00		Tickness (mm)			Kg V= Km/h	Kg	Color RAL
7000560	**4.33 R – 8”**	05	05/94x140x18,5-A1	0	5,8	9	2.145	9,2	RAL9005
7012917	**4.00 E - 9”**	05	05/94x140x18,5-A1	0	5	9	1.900	10,5	RAL9005
7000922	**4.00 E - 9”**	05	05/94x140x18,5-A1	-10	5	8	1.900	9,8	RAL2004
7002575	**6.00 E - 9”**	05	05/94x140x18,5-A1	0	5,8	9	2.570	12	RAL9005
7005582	**5.00 S -12”**	05	05/94x140x18,5-A1	0	6,8	9	2.200	22	RAL9005
7005583	**5.00 S -12”**	05	06/161x205x21,5-A2	0	6,8	9	2.240	21	RAL9005
7002161	**8.00 G -12”**	05	06/161x205x21,5-A2	-2	6,8	9	3.500	24,5	RAL2004
7005735	**6.50 -15”**	05	06/161x205x21,5-A2	0	7,8	10	3.500	32	PRINT
7002042	**6.50 -15”**	06	06/161x205x27-B3	+138	7,8	10	2.000	32	PRINT
7005667	**6.00 G -16”**	05	06/161x205x21,5-A2	0	6	8	2.300	22	PRINT
7000153	**6.00 G -16”**	06	06/161x205x27-A3	+125	6	8	1.300	23,8	PRINT

REMARKS
Loading capacity shown is for free rolling application (not steering and not driven axles). For any other different application, please consult our technical department.
Rims for SIT / FIX solid tyres.
SIT / FIX = Bead structure consist of a special border made of highly resistant rubber; guarantee a perfect fit on the rim with no need for fastening rings.

DIVIDED RIMS

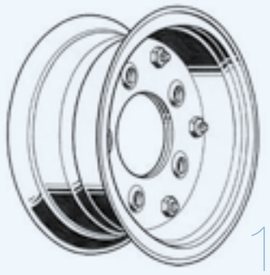

13

TWO BOLTED PIECES DIVIDED RIMS

COD.		00		Tickness (mm)		Kg V= Km/h 25	Kg	Color RAL
5000342	**3.00 D - 8”**	13	04/58,5x98x13,5-E60º	-4	4	1.250	3,3	RAL9006
Z-002015	**3.00 D - 8”**	13	05/94x140x18,5-R14	-4	4	1.250	3,3	GRAY METAL
5000438	**4.33 R - 8”**	13	05/94x140x18,5-R14	-5	5	1.800	5,3	RAL9005
Z-006015	**4.00 E - 9”**	13	05/94x140x18,5-R14	-4	4	1.320	5,1	GRAY Metal
7009002	**6.00 E - 9”**	13	05/94x140x18,5-R14	-4	4	1.150	6,5	RAL9006
7012866	**5.50 F –10”**	13	05/94x140x18,5-R14	-4	4	1.400	6,5	RAL9006
7011411	**5.00 S –12”**	13	05/94x140x18,5-R14	-4	4	1.600	9,2	RAL9005

REMARKS

Loading capacity shown is for free rolling application (not steering and not driven axles). For any other different application, please consult our technical department.

12

TWO WELDED PIECES DIVIDED RIMS

COD.		00		Tickness (mm)		Kg V= Km/h 25	100	Kg	Color RAL	
V-201010	**2.50 A x 8”**	12	04/58,5x98x13,5-E90º	-1,8	1,8	520	270	1,4	GRAY METAL	
V-203011	**2.50 A x 8”**	12	04/85x115x12,5-E90º	-1,8	1,8	520	270	1,4	GRAY METAL	
V-551011	**5.50 B x 8”**	12	04/58,5x98x13,5-E60º	-2,3	2,3	570	350	2,7	GRAY METAL	
V-576010	**7.00 B x 8”**	12	04/58,5x98x13,5-E60º	-2,3	2,3	470	425	2,9	GRAY METAL	
7007461	**7.00 A x 8”**	12	04/58,5x98x13,5-E60º	-19	2,5	470	425	2,9	RAL9006	
V-626010	**3.50 B x10”**	12	04/58,5x98x13,5-E90º	-2,3	2,3	500	350	3,4	GRAY METAL	
V-651010	**3.50 B x10”**	12	04/85x115x12,5-E90º	-2,3	2,3	500	350	3,4	GRAY METAL	
7007828	**3.50 B x10”**	12	05/94x140x18,5-R14	-2,5	2,5	500	----	3,5	RAL9006	
7011066	**6.00 I x10”**	12	04/58,5x98x13,5-E60º	-3	3	540	---	4,5	RAL9006	
7010069	**6.00 I x10”**	12	05/94x140x18,5-R14	-3	3	540	---	4,5	RAL9006	C/ PV
V-811010	**6.00 x10”**	12	04/58,5x98x14-E90º	-4	4	900	750	6,3	GRAY Metal	
7006138	**6.00 I x10”**	12	05/67x112x16-R12	-4	4	900	750	6,3	RAL9006	
7006167	**6.00 I x10”**	12	05/94x140x18,5-R14	-4	4	900	750	6,3	RAL9006	
7010014	**6.75 A x 14,5”**	12	05/94x140x18,5-R14	-4	4	1.080	---	11	RAL6029	C/ PV

C/ PV: With valve protector

THDwheels

THD Tire Heavy Duty®

MISCELANEOUS DIVIDED RIMS
MISCELANEOUS 8” RIMS

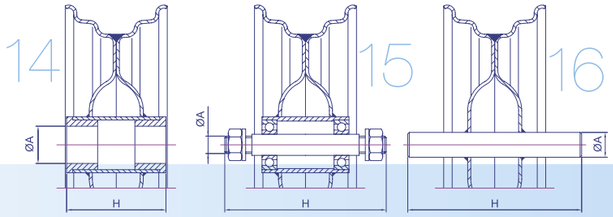

COD.		00	Ø A	H	Kg V= Km/h 20	Kg	Color RAL
V-40441F	2.50A x 8” Casquillo Ø 20 / *Ø 20 bush*	14	20	80	385	2,1	GRAY METAL
V-40321F	2.50A x 8” Casquillo Ø 25 / *Ø 25 bush*	14	25	80	385	2,1	GRAY METAL
V-40231F	2.50A x 8” Casquillo Ø 30 / *Ø 30 bush*	14	30	80	385	2,1	GRAY METAL
7005831	2.50 x 8” C/Rodamientos eje / *With bearings and shaft*	15	M14	130	---	3	PRINT
7001076	2.50 x 8” C/Eje fijo / *With fixed shaft*	16	20	220	---	2,2	PRINT

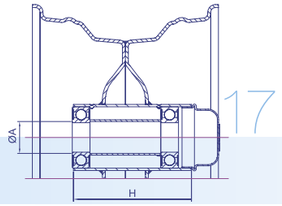

COD.		00	Ø A	H	Kg V= Km/h 20	Kg	Color RAL
5000954	4.50A x 6” ROD.6205/6304 2RS L95	17	25/20	95	355	1,9	RAL7032
7010748	4.50A x 6” ROD.6205 2RS L100	17	25	100	355	2	RAL9006
7010660	5.50Ax 8” ROD.6205 2RS L100	17	25	100	615	8	RAL6029

COD.		00	Ø A	H	Kg V= Km/h 20	Kg	Color RAL
V-408250	2.50A x 8” Tubo 57xL100	19	52	100	***	1,9	RAL3000
V-557M50	5.50B x 8” Tubo 57xL150	18	52	150	***	3	RAL3000

COD.		00	Ø A	H	Kg V= Km/h 20	Kg	Color RAL
7009140	3.75 x 6” ROD.6205 2RS L80	20	25	80	290	2	GRAY METAL
V-578G11	7.00A x 8” ROD.6205 2RS L80	20	25	80	470	3,3	GRAY METAL

REMARKS
Loading capacity shown is for free rolling application (not steering and not driven axles). For any other different application, please consult our technical department.

WHEELS WITH TYRE
SYMBOL MEANING

Ø	DIAMETER (INCHES)
	TYRE DIMENSION
00	TYRE PATTERN
	RIM DIMENSION
	WHEEL ATTACHMENT (PDC)
	“OFFSET”
	TYRE WIDTH (mm)
	APROX. TYRE DIAMETER (mm)
Kg 100Km/h	LOADING CAPACITY AT 100Km/h
Kg 25Km/h	LOADING CAPACITY AT 25Km/h
	INFLATING PRESSURE
Kg	APROX. WEIGHT

THD Tire Heavy Duty®

SPEED
100Km/h

WHEELS WITH TYRE OF 8” AND 10” FOR O1/O2 CATEGORIES TRAILERS

∅				00						Kg 100 Km/h	BAR	Kg
8”	3.50 – 8”	TL	46N	01	2.50 A x 8”	04/58,5x98x13,5-E90º	-1,8	94	386	170	2,50	3,40
	4.80 / 4.00 – 8”	TL	70N	03	2.50 A x 8”	04/58,5x98x13,5-E90º	-1,8	115	415	270	5	3,90
	16.5 x 6.5 – 8”	TL	74M	02	5.50 B x 8”	04/58,5x98x13,5-E60º	-2,3	171	421	280	3,10	6
	18.5 x 8.5 – 8”	TL	78N	02	7.00 A x 8”	04/58,5x98x13,5-E60º	-2,5	220	465	425	3,50	7
10”	4.50 – 10”	TL	76N	03	3.50 B x 10”	04/58,5x98x13,5-E90º	-2,3	135	495	350	4,25	7
	5.00 – 10”	TL	72N	03	3.50 B x 10”	04/58,5x98x13,5-E90º	-2,3	149	524	350	4,25	8
		TL	79N	03	3.50 B x 10”	04/58,5x98x13,5-E90º	-2,3	149	524	350	4,25	8
	145 – 10”	TL	79N	03	3.50 B x 10”	04/58,5x98x13,5-E90º	-2,3	147	504	350	4,25	8
	20.5 x 8.0 – 10”	TL	96N	02	6.00 I x10”	04/58,5x98x14-E90º	-4	210	530	710	6	15
	195 / 50B – 10”	TL	98N	04	6.00 I x10”	04/58,5x98x14	-4	188	453	750	6	15
	195 / 55 – 10”	TL	98N	04	6.00 I x10”	04/58,5x98x14	-4	205	468	750	6,25	15
	195 / 55R – 10”	TL	98N	04	6.00 I x10”	04/58,5x98x14	-4	205	468	750	6,70	16

REMARKS
The tread pattern shows in this catalogue are for illustrative purposes only.
Loading capacity shown is for free rolling application (not steering and not driven axles). For any other different application, please consult our technical department.
Approximate weight.

SPEED
100Km/h

WHEELS WITH TYRE OF 13” AND 14” FOR O1/O2 CATEGORIES TRAILERS

∅				00							Kg 100 Km/h	BAR	Kg
13”	135 / 80R – 13”	TL	74N	05	4J x 13”	04/58,5x98x14-E60º	+30	133	546	375	2,80	10,60
	145 / 70R – 13”	TL	71T	06	4J x 13”	04/58,5x98x14-E60º	+30	150	534	345	2,50	10,80
	145 / 80R – 13”	TL	79N	05	4J x 13”	04/58,5x98x14-E60º	+30	145	562	437	2,80	11,20
	155 / 70R – 13”	TL	75T	06	4J x 13”	04/58,5x98x14-E60º	+30	157	548	387	2,50	12,20
	155 / 80R – 13”	TL	79T	06	4J x 13”	04/58,5x98x14-E60º	+30	157	578	437	2,50	12,20
	165 / 70R – 13”	TL	79T	06	4J x 13”	04/58,5x98x14-E60º	+30	172	578	437	2,50	12,50
	165 / 80R – 13”	TL	83T	06	4J x 13”	04/58,5x98x14-E60º	+30	167	596	450	2,50	12,60
	175 / 70R – 13”	TL	82T	06	4 1/2J x 13”	04/58,5x98x14-E60º	+30	183	590	450	2,50	12,80
	185 / 70R – 13”	TL	86T	06	4 1/2J x 13”	04/58,5x98x14-E60º	+30	186	609	450	2,50	14,50
	195 / 50R – 13”	TL	104R	05	6J x 13”	05/66,6x112x16-ER12	+30	201	526	900	6,50	20
14”	175 / 70R – 14”	TL	84T	06	5 1/2J x 14”	04/58,5x98x14-E60º	+30	183	610	500	2,70	14,80
	185 / 70R – 14”	TL	88T	06	5 1/2J x 14”	04/58,5x98x14-E60º	+30	193	635	560	2,70	15,20
	195 / 70R – 14”	TL	91T	06	5 1/2J x 14”	04/58,5x98x14-E60º	+30	199	645	615	3	16
	185R – 14”	TL	102Q	07	5J x 14”	05/94x140x18,5-E1	0	194	660	850	3,75	21,20
	195R – 14”	TL	106Q	07	5J x 14”	05/94x140x18,5-E1	0	204	675	900	3,75	21,20
	205R – 14”	TL	109Q	07	5J x 14”	05/94x140x18,5-E1	0	214	696	900	3,75	22
	215R – 14”	TL	112R	07	6J x 14”	06/161x205x21,5-B2	-5	218	700	1.120	4,50	26

THDwheels

Tire Heavy Duty®



SPEED
100Km/h

VELOCIDAD SPEED
<25Km/h

WHEELS WITH INDUSTRIAL TYRE OF 17,5”, 19,5” AND 22,5”

WHEELS WITH TYRE OF 15”, 16” AND 17,5” FOR O1/O2 – O3/O4 CATEGORIES TRAILERS

∅				00						Kg 100 Km/h	BAR	Kg
15”	225 / 70R – 15”	TL	112Q	08	6J x 15”	06/161x205x21,5-A2	0	230	700	1.120	4,50	28
	235 / 75R – 15”	TL	105T	09	6J x 15”	06/100x139,7x14-E60º	+25	236	733	750	3,50	30
16”	205 / 80R – 16”	TL	104T	10	6K x 16”	06/110x139,7x15,8-E60º	+30	205	734	900	3	31
	7.50 – 16”	TL	10PR	11	5.50 F x 16”	05/115,2x165,1x19-E80º	0	231	830	975	4	33
		TT	12PR	12	5.50 F x 16”	06/161x205x21,5-A2	0	231	830	1.100	5	38
17,5”	215 / 75R– 17.5”	TL	135J	13	6.75 x 17,5”	06/161x205x21,5-E2	0	216	767	2.100	8	50

∅				00						Kg 25 Km/h	BAR	Kg
17,5”	215 / 75R– 17.5”	TL	135J	15	6.75 x 17,5”	06/161x205x21,5-E2	0	212	767	2.940	8	50
		TL	135J	15	6.75 x 17,5”	06/161x205x21,5-SR16	+145	212	767	2.400	8	56
		TL	135J	15	6.75 x 17,5”	08/221x275x26-SR16	+142	212	767	2.700	8	55
	235 / 75R– 17.5”	TL	143J	15	6.75 x 17,5”	06/161x205x21,5-E2	0	233	797	3.675	8	54
	245 / 70R– 17.5”	TL	143J	14	6.75 x 17,5”	06/161x205x21,5-E2	0	248	789	3.675	8	72
19,5”	245 / 70R– 19.5”	TL	136M	15	7.50 x 19,5”	06/161x205x21,5-A2	0	248	839	3.024	8,25	74
		TL	136M	15	7.50 x 19,5”	08/221x275x26-SR16	+150	248	839	2.900	8,25	81
	265 / 70R– 19.5”	TL	140M	14	7.50 x 19,5”	06/161x205x21,5-A2	0	262	867	3.375	7,75	75
		TL	140M	14	7.50 x 19,5”	08/221x275x26-SR16	+150	262	867	2.900	7,75	82
	285 / 70R– 19.5”	TL	150J	14	8.25 x 19,5”	06/161x205x21,5-A2	0	285	888	4.000	9	81
		TL	150J	14	8.25 x 19,5”	06/161x205x27-A3	0	285	888	4.000	9	81
		TL	150J	14	8.25 x 19,5”	08/221x275x27-A3	0	285	888	4.000	9	79
	305 / 70R– 19.5”	TL	148M	14	8.25 x 19,5”	06/161x205x21,5-A2	0	305	923	4.000	9	84
		TL	148M	14	8.25 x 19,5”	06/161x205x27-A3	0	305	923	4.000	9	84
		TL	148M	14	8.25 x 19,5”	08/221x275x27-A3	0	305	923	4.000	9	81
	385 / 55R– 19.5”	TL	160K	14	11.75 x 19,5”	08/221x275x27-A3	0	386	919	5.150	9	104
	435 / 50R– 19.5”	TL	160J	14	14.00 x 19,5”	08/221x275x26-SR18	0	438	931	5.200	9	118
		TL	160J	14	14.00 x 19,5”	10/281x335x26-SR18	0	438	931	5.200	9	117
	445 / 45R– 19.5”	TL	160J	14	14.00 x 19,5”	08/221x275x26-SR18	0	446	895	5.200	9	121
		TL	160J	14	14.00 x 19,5”	10/281x335x26-SR18	0	446	895	5.200	9	120
22,5”	385 / 55R– 22.5”	TL	160J	14	11.75 x 22,5”	08/221x275x26-SR18	0	386	996	5.550	9	121
		TL	160J	14	11.75 x 22,5”	10/281x335x26-SR18	0	386	996	5.550	9	121
	385 / 65R– 22.5”	TL	160K	14	11.75 x 22,5”	08/221x275x26-SR18	0	389	1.072	5.550	9	126
		TL	160K	14	11.75 x 22,5”	10/281x335x26-SR18	0	389	1.072	5.550	9	126
	425 / 65R– 22.5”	TL	165K	14	14.00 x 22,5”	08/221x275x27-A3	0	430	1.124	6.000	9	144
		TL	165K	14	14.00 x 22,5”	10/281x335x27-A3	0	430	1.124	6.000	9	142
	445 / 65R– 22.5”	TL	169J	15	14.00 x 22,5”	08/221x275x27-A3	0	454	1.150	6.000	9	158
		TL	169J	15	14.00 x 22,5”	10/281x335x27-A3	0	454	1.150	6.000	9	156

REMARKS
The tread pattern shows in this catalogue are for illustrative purposes only.
Loading capacity shown is for free rolling application (not steering and not driven axles). For any other different application, please consult our technical department.
Approximate weight.

THDwheels

Tire Heavy Duty®

SPEED

<25Km/h

16 17 18

WHEELS WITH “IMPLEMENT” TYRE

∅				00						Kg 25 Km/h	BAR	Kg
12”	7.00 – 12”	TL	6PR	16	5JA x 12”	05/94x140x18,5-E1	0	185	665	825	3,40	19
	10.0 / 80 – 12”	TL	10PR	16	7.00 x 12”	05/94x140x18,5-E1	0	264	710	1.300	4,20	24
15,3”	10.0 / 75 – 15,3”	TL	10PR	16	9.00 x 15,3”	05/94x140x18,5-E1	0	274	760	1.300	5	31,50
		TL	10PR	16	9.00 x 15,3”	06/161x205x21,5-E2	0	274	760	1.800	5	33
		TL	12PR	16	9.00 x 15,3”	05/94x140x18,5-E1	0	274	760	1.300	5	32,50
		TL	12PR	16	9.00 x 15,3”	06/161x205x21,5-E2	0	274	760	2.000	5	34
		TL	14PR	16	9.00 x 15,3”	06/161x205x21,5-E2	0	274	760	2.240	5	34
		TL	18PR	16	9.00 x 15,3”	06/161x205x21,5-E2	0	274	760	2.650	7	37
		TL	18PR	16	9.00 x 15,3”	06/161x205x21,5-A2	0	274	760	2.650	7	38
	11.5 / 80 – 15,3”	TL	10PR	16	9.00 x 15,3”	06/161x205x21,5-E2	0	297	844	2.300	4,60	38
		TL	12PR	16	9.00 x 15,3”	06/161x205x21,5-E2	0	297	844	2.575	5,60	38,50
		TL	14PR	16	9.00 x 15,3”	06/161x205x21,5-E2	0	297	844	2.900	6,50	38,50
		TL	16PR	16	9.00 x 15,3”	06/161x205x21,5-E2	0	297	844	3.075	7,10	40
		TL	16PR	16	9.00 x 15,3”	06/161x205x21,5-A2	0	297	844	3.075	7,10	41
	12.5 / 80 – 15,3”	TL	14PR	16	9.00 x 15,3”	06/161x205x21,5-A2	0	312	885	3.075	5,80	48
15,5”	400 / 60 – 15,5”	TL	14PR	17	13.00 x 15,5”	06/161x205x21,5-A2	-15	405	875	3.250	4,90	60
		TL	18PR	17	13.00 x 15,5”	06/161x205x21,5-A2	-15	405	875	3.875	6	64
16”	13.0 / 55 – 16”	TL	12PR	16	11 x 16”	06/161x205x21,5-A2	0	366	770	2.240	4,90	43
17”	15.0 / 55 – 17”	TL	14PR	18	13.00 x 17”	06/161x205x21,5-A2	0	391	850	3.075	4,90	61
	500 / 50 – 17”	TL	14PR	18	16.00 x 17”	06/161x205x21,5-A2	0	500	945	3.875	3,90	87
18”	12.5 / 80 – 18”	TT	16PR	16	11 x 18”	06/161x205x21,5-A2	0	308	965	3.750	6,70	64
	13.0 / 65 – 18”	TT	16PR	16	11 x 18”	06/161x205x21,5-A2	0	366	890	3.350	6,70	66

SPEED

<25Km/h

19 20

WHEELS WITH NON-RADIAL FLOTATION TYRE

∅				00						Kg 25 Km/h	BAR	Kg
22,5”	500 / 45 – 22.5”	TL	16PR	19	16.00 x 22,5”	08/221x275x27-A3	0	500	1.045	4.200	3,60	141
		TL	16PR	19	16.00 x 22,5”	10/281x335x27-A3	0	500	1.045	4.200	3,60	137
	550 / 45 – 22.5”	TL	16PR	20	16.00 x 22,5”	08/221x275x27-A3	0	550	1.070	4.900	2,80	131
		TL	16PR	20	16.00 x 22,5”	10/281x335x27-A3	0	550	1.070	4.900	2,80	127
	500 / 60 – 22,5”	TL	16PR	19	16.00 x 22,5”	08/221x275x27-A3	0	503	1.192	4.900	3	161
		TL	16PR	19	16.00 x 22,5”	10/281x335x27-A3	0	503	1.192	4.900	3	157
	550 / 60 – 22,5”	TL	16PR	19	16.00 x 22,5”	08/221x275x27-A3	0	550	1.240	5.450	2,80	149
		TL	16PR	19	16.00 x 22,5”	10/281x335x27-A3	0	550	1.240	5.450	2,80	145
		TL	171A8	19	16.00 x 22,5”	08/221x275x27-A3	0	537	1.254	6.500	3,40	169
		TL	171A8	19	16.00 x 22,5”	10/281x335x27-A3	0	537	1.254	6.500	3,40	165

REMARKS
The tread pattern shows in this catalogue are for illustrative purposes only.
Loading capacity shown is for free rolling application (not steering and not driven axles). For any other different application, please consult our technical department.
Approximate weight.

THD Tire Heavy Duty®

SPEED
<25Km/h

WHEELS WITH RADIAL FLOTATION TYRE

Ø				00						Kg 25 Km/h	BAR	Kg
22,5”	500 / 60R – 22,5”	TL	155 D	21	16.00 x 22.5”	08/221x275x27-A3	0	503	1.172	6.125	4	160
		TL	155 D	21	16.00 x 22.5”	10/281x335x27-A3	0	503	1.172	6.125	4	156
		TL	161 D	22	16.00 x 22.5”	08/221x275x27-A3	0	546	1.248	7.310	4	156
		TL	161 D	22	16.00 x 22.5”	10/281x335x27-A3	0	546	1.248	7.310	4	152
	560 / 60R – 22,5”	TL	161 D	21	16.00 x 22.5”	08/221x275x27-A3	0	543	1.244	7.310	4	172
		TL	161 D	21	16.00 x 22.5”	10/281x335x27-A3	0	543	1.244	7.310	4	168
		TL	161 D	23	16.00 x 22.5”	08/221x275x27-A3	0	543	1.244	7.310	4	178
		TL	161 D	23	16.00 x 22.5”	10/281x335x27-A3	0	543	1.244	7.310	4	174
	580 / 65R – 22.5”	TL	166 D	23	16.00 x 22.5”	08/221x275x27-A3	0	577	1.326	8.000	4	188
		TL	166 D	23	16.00 x 22.5”	10/281x335x27-A3	0	577	1.326	8.000	4	184
26.5”	600 / 55R – 26.5”	TL	165 D	21	20.00 x 26.5”	10/281x335x27-A3	0	611	1.333	8.140	4	236
		TL	165 D	21	20.00 x 26.5”	10/281x335x27-A3	0	611	1.333	8.140	4	231
	650 / 55R – 26.5”	TL	169 D	21	20.00 x 26.5”	10/281x335x27-A3	0	645	1.389	9.165	4	247
	710 / 50R – 26.5”	TL	170 D	21	20.00 x 26.5”	10/281x335x27-A3	0	727	1.383	9.480	4	254

SPEED
<25Km/h

WHEELS WITH TYRE FOR TRAILERS, MACHINERY AND MISCELANEOUS

Ø				00						Kg 25 Km/h	BAR	Kg
14.5”	200 / 60 – 14.5”	TL	10PR	24	6.75 x 14,3”	05/94x140x18,5-R14	-4	210	610	1.080	6	26
	250 / 65 – 14.5”	TL	12PR	24	6.75 x 14,3”	05/94x140x18,5-R14	-4	215	675	1.080	6	30
15”	5.00 – 15”	TT	6PR	25	4J x 15”	05/94x140x18,5-E1	0	142	655	460	3,80	18
16”	6.00 – 16”	TT	6PR	25	4.00 E x 16”	05/94x140x18,5-E1	0	170	745	560	3,30	20
	6.50 – 16”	TT	6PR	25	4.00 E x 16”	05/94x140x18,5-E1	0	180	770	615	3,10	22
	7.50 – 16”	TT	14PR	26	6.00 G x 16”	06/161x205x21,5-A2	0	212	820	2.025	7	48

NOTAS REMARKS
The tread pattern shows in this catalogue are for illustrative purposes only.
Loading capacity shown is for free rolling application (not steering and not driven axles). For any other different application, please consult our technical department.
Approximate weight.

Tire Heavy Duty®

SPEED
<25Km/h

WHEELS WITH RETREADED TYRE FROM TRUCK CARCASS

∅			00						Kg 25 Km/h	BAR	Kg
19,5”	425 / 55R – 19,5”	TL	28	14.00 x 19.5”	08/221x275x27-A3	0	445	985	5.200	8	90
22,5”	385 / 55R – 22,5”	TL	27	11.75 x 22.5”	08/221x275x27-A3	0	386	996	5.550	9	100
	385 / 65R – 22,5”	TL	27	11.75 x 22.5”	08/221x275x27-A3	0	389	1.072	5.550	9	104
		TL	27	11.75 x 22.5”	10/281x335x27-A3	0	389	1.072	5.550	9	104
		TL	28	11.75 x 22.5”	08/221x275x27-A3	0	389	1.072	5.550	9	104
		TL	28	11.75 x 22.5”	10/281x335x27-A3	0	389	1.072	5.550	9	104
		TL	29	11.75 x 22.5”	08/221x275x27-A3	0	389	1.072	5.550	9	104
		TL	29	11.75 x 22.5”	10/281x335x27-A3	0	389	1.072	5.550	9	104

REMARKS
The tread pattern shows in this catalogue are for illustrative purposes only.
Loading capacity shown is for free rolling application (not steering and not driven axles). For any other different application, please consult our technical department.
Approximate weight.

SPEED
<25Km/h

WHEELS WITH TRACTION TYRE

∅				00						Kg 25 Km/h	BAR	Kg
08”	3.50 – 8”	TT	4PR	30	2.50 A x 8”	04/58,5x98x13,5-E90º	-1,8	96	395	185	3	3
	4.00 – 8”	TT	2PR	30	2.50 A x 8”	04/58,5x98x13,5-E90º	-1,8	105	425	150	1,50	4
	16x6.5 – 8”	TL	4PR	30	5.50 B x 8”	04/58,5x98x13,5-E90º	-2,3	165	405	280	1,90	6
10”	4.00 – 10”	TT	2PR	30	3.50 B x 10”	04/58,5x98x13,5-E90º	-2,3	109	470	185	1,50	6
	5.00 – 10”	TT	4PR	30	3.50 B x 10”	04/58,5x98x13,5-E90º	-2,3	129	520	355	2,25	8
12”	4.00 – 12”	TT	4PR	30	3.00 D x 12”	04/58,5x98x14,5-E35	0	109	526	300	2,75	9
	5.00 – 12”	TT	4PR	30	3.00 D x 12”	04/58,5x98x14,5-E35	0	145	570	375	2,25	10
	6.5 / 80 – 12”	TT	4PR	30	5JA x 12”	04/58,5x98x15-E13	0	165	604	500	2,40	13
	7.00 – 12”	TL	6PR	30	5JA x 12”	05/94x140x18,5-E1	0	200	683	690	3,70	16
15”	5.00 – 15”	TT	6PR	30	4J x 15”	05/94x140x18,5-E1	0	140	657	670	4,80	17
	6.5 / 80 – 15”	TL	6PR	30	4J x 15”	05/94x140x18,5-E1	0	163	663	850	6,50	19
15,3”	10.0 / 75 – 15,3”	TL	10PR	30	9.00 x 15,3”	06/161x205x21,5-E2	0	264	780	1.800	5,20	32
	11.5 / 80 – 15,3”	TL	14PR	30	9.00 x 15,3”	06/161x205x21,5-E2	0	290	867	2.900	6,50	38
15,5”	400 / 60 – 15,5”	TL	14PR	31	13.00 x 15,5”	06/161x205x21,5-A2	-15	400	875	3.250	4,90	64
		TL	18PR	31	13.00 x 15,5”	06/161x205x21,5-A2	-15	400	875	3.875	6,20	66
16”	6.00 – 16”	TT	8PR	30	4.00 E x 16”	05/94x140x18,5-E1	0	169	735	850	4	20
	7.50 – 16”	TT	8PR	30	5.50 F x 16”	05/94x140x18,5-E1	0	205	803	1.100	3,25	27

Tire Heavy Duty®

SPEED
<25Km/h

32 33

WHEELS WITH INDUSTRIAL TRACTION TYRE

Ø				00				Kg 25 Km/h	BAR	Kg
12”	5.70 – 12”	TL	6PR	32	3.00 D x 12”	04/58,5x98x14,5-E35	0	146	647	660	4,20	13
	23x8.50 – 12”	TL	6PR	32	7.00 x 12”	05/94x140x18,5-E1	0	215	585	820	3,50	18
	27x10 – 12”	TT	14PR	32	8.00 G x 12”	06/161x205x21,5-A2	-2	255	700	2.725	6,90	53
15.3”	10.0 / 75 – 15.3”	TL	10PR	33	9.00 x 15,3”	06/161x205x21,5-E2	0	258	774	1.800	5,20	34
		TL	14PR	33	9.00 x 15,3”	06/161x205x21,5-E2	0	258	774	2.100	5,70	36
	11.5 / 80 – 15.3”	TL	14PR	33	9.00 x 15,3”	06/161x205x21,5-E2	0	292	868	2.900	6,50	40

SPEED
<25Km/h

34 35

WHEELS WITH INDUSTRIAL USE TYRE

Ø				00				Kg 25 Km/h	BAR	Kg
08”	15x4 1/2 – 8”	TT	12PR	34	3.00 D - 8”	2P	04/58,5x98x13,5-E60º	-4	122	385	800	7,20	9
		TT	12PR	34	3.00 D - 8”	2P	05/94x140x18,5-R14	-4	122	385	800	7,20	9
	4.00 – 8”	TT	8PR	34	3.00 D - 8”	2P	04/58,5x98x13,5-E60º	-4	112	414	870	9	10
		TT	8PR	34	3.00 D - 8”	2P	05/94x140x18,5-R14	-4	112	414	870	9	10
	5.00 – 8”	TT	10PR	34	3.00 D - 8”	2P	05/94x140x18,5-R14	-4	137	470	1.150	9	11
	18x7 – 8”	TT	16PR	34	4.33 R - 8”	2P	05/94x140x18,5-R14	-5	173	465	1.695	9	16
		TT	16PR	34	4.33 R - 8”	AC	05/94x140x18,5-A1	0	173	465	1.695	9	20
09”	6.00 – 9”	TT	10PR	34	4.00 E - 9”	2P	05/94x140x18,5-R14	-4	160	540	1.320	8	18
		TT	10PR	34	4.00 E - 9”	AC	05/94x140x18,5-A1	0	160	540	1.505	8	21
	21x8 – 9”	TT	16PR	34	6.00 E - 9”	2P	05/94x140x18,5-R14	-4	200	535	1.150	8	25
		TT	16PR	34	6.00 E - 9”	AC	05/94x140x18,5-A1	0	200	535	2.570	10	30
10”	6.50 – 10”	TT	10PR	34	5.00 F - 10”	2P	05/94x140x18,5-R14	-4	175	590	1.400	8	21
12”	7.00 – 12”	TT	12PR	34	5.00 S - 12”	2P	05/94x140x18,5-R14	-4	192	676	1.600	8	30
		TT	14PR	35	5.00 S - 12”	2P	05/94x140x18,5-R14	-4	192	676	1.600	9	32
		TT	14PR	35	5.00 S - 12”	AC	05/94x140x18,5-A1	0	192	676	2.200	9	44
		TT	14PR	35	5.00 S - 12”	AC	06/161x205x21,5-A2	0	192	676	2.240	9	44
	27x10 – 12”	TT	14PR	34	8.00 G - 12”	AC	06/161x205x21,5-A2	-2	254	682	2.725	7	51
15”	7.50 – 15”	TT	14PR	34	6.50 - 15”	AC	06/161x205x21,5-A2	0	215	780	3.375	9	60
	28x9 – 15”	TT	14PR	34	6.50 - 15”	AC	06/161x205x21,5-A2	0	220	706	3.050	9	60

REMARKS
The tread pattern shows in this catalogue are for illustrative purposes only.
Loading capacity shown is for free rolling application (not steering and not driven axles). For any other different application, please consult our technical department.
Approximate weight.

Tire Heavy Duty®

WHEELS WITH SOLID TYRE

SPEED
<25Km/h

WHEELS WITH SUPERELASTIC SOLID TYRE

∅			00							Kg 25 Km/h	Kg
08”	12x3 1/2 – 8”	LISO	36	3.00 D - 8”	2P	04/58,5x98x13,5-E60º	-4	100	300	850	10
			36	3.00 D - 8”	2P	05/94x140x18,5-R14	-4	100	300	850	10
	15x4 1/2 – 8”	ER	37	3.00 D - 8”	2P	04/58,5x98x13,5-E60º	-4	103	375	1.040	13
			37	3.00 D - 8”	2P	05/94x140x18,5-R14	-4	103	375	1.040	13
		MCZ	38	3.00 D - 8”	2P	04/58,5x98x13,5-E60º	-4	103	375	1.040	14
			38	3.00 D - 8”	2P	05/94x140x18,5-R14	-4	103	375	1.040	14
	4.00 – 8”	MCZ	38	3.00 D - 8”	2P	04/58,5x98x13,5-E60º	-4	100	403	950	14
			38	3.00 D - 8”	2P	05/94x140x18,5-R14	-4	100	403	950	14
	5.00 – 8”	MCZ	38	3.00 D - 8”	2P	05/94x140x18,5-R14	-4	123	455	1.250	21
	17x7 – 8”	LISO	37	4.33 R - 8”	2P	05/94x140x18,5-R14	-5	150	430	1.250	22
	18x7 – 8”	MCZ	38	4.33 R - 8”	2P	05/94x140x18,5-R14	-5	148	488	1.800	24
			38	4.33 R - 8”	AC	05/94x140x18,5-A1	0	148	488	2.145	30
09”	6.00 – 9”	MCZ	38	4.00 E - 9”	2P	05/94x140x18,5-R14	-4	139	522	1.320	30
			38	4.00 E - 9”	AC	05/94x140x18,5-A1	0	139	522	1.885	37
12”	7.00 – 12”	MCZ	38	5.00 S - 12”	2P	05/94x140x18,5-R14	-4	168	649	1.600	60
			38	5.00 S - 12”	AC	05/94x140x18,5-A1	0	168	649	2.200	70
			38	5.00 S - 12”	AC	06/161x205x21,5-A2	0	168	649	2.240	70

NOTAS REMARKS
The tread pattern shows in this catalogue are for illustrative purposes only.
Loading capacity shown is for free rolling application (not steering and not driven axles). For any other different application, please consult our technical department.
Approximate weight.

1. GENERAL ADVICE

Wheels shown in this catalogue have to be used only for the typical applications indicated. Different applications must be checked with our technical office.

The indication of the tyre sizes mentioned on our catalogue related only to the possibility to mount the rim on the tyre. It does not mean that the wheel has the same carrying capacity of the tyre besides,
according to the indication of the standard E.T.R.T.O. (take contact with rim/wheel manufacturer to have the confirmation of the capacity for the required applications).

The data indicated on this catalogue are merely indicative and may be changed without previous notice.

2. USE AND MAINTENANCE

Never use wheel components or tyres unclearly identified.

Always verify to assembly the wheel on the suitable tyre. For tyres not indicated on this catalogue, please, check E.T.R.T.O standards.

Ensure to use the correct components (nuts, washers, screws…) for fixing the wheel on the axle, applying the suitable torques (detailed information on the types and dimensions of the components to be used in DIN 74361 standard).

To ensure a correct alingment, cross fixed the nuts or screws, not in sequence.

Use a dynamometric wrench to tighten the crews/nuts. IMPORTANT: Check the torque after 50km of use.

Nuts or screws with oxidation traces must be replaced. Never apply grease on nuts or crews.

Check periodically the rim are next to the valve hole, disca rea next to the fixing holes and replace the wheel if any sign of cracks or corrosion exists.

Clean and re-paint scratches or oxidated areas.

3. SAFETY INSTRUCTIONS FOR MULTIPIECE WHEELS WITH LOCKING RIMS

3.1 General

Assembly or disassembly of tyres must be done by properly trained people, following tyre and wheel manufacturer instructions.

Ensure that the tyre and wheel assembled are compatible.

3.2 Mounting

Check that all the components you are using are right and suitable.

With the tyre on the rim, star the inflation in two steps, being sure that the beads are seating correctly on the rim seat. Stop inflating the tyre at 1.5bar (1st step), inspect the tyre and ensure that there are no tyre deformation or blisters. Deformations or blisters imply the demounting of the tyre for an inspection by an specialist.

Ensure that the beads are correctly located against the rim flange.

Place the tyre in vertical position into a safety cage and theninflate it to the specified inflation pressure.

In case of tyre fitted on multi-piece rims, with the tyre on the rim, and the assembly flat on the ground, inflate until the detachable flange is located correctly against the locking rim.

IMPORTANT: NEVER HAMMER ON AN INFLATED TYRE.

3.3 Tyre removal

Before each operation, it is Essentials to make sure that the tyre is completely deflacted by unscrewing and removing the valve insert. In case of multi-piece rims, proceed:

The operation must start removing the lock rim and the detachable rim flange. At all times the operator must avoid standing in front of the wheel in the path of loose flange components which might spring-off in the case of a damaged wheel.

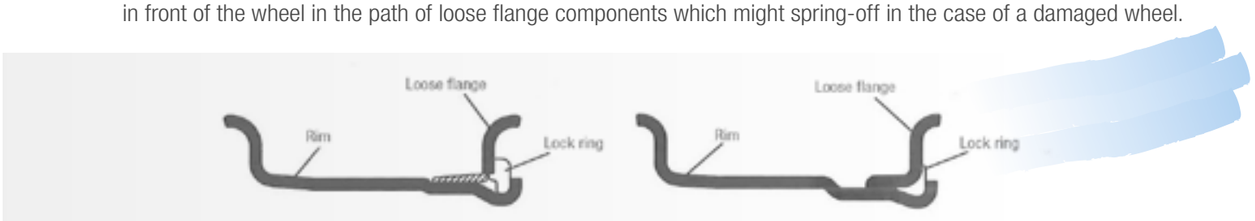

3.4 Maintenance

Check rim components periodically, remove all the dirt and check carefully the rim: replace the rim if dameged or cracked.

In the case of tyre replacement, do not reinflate before ensuring that all the components are in good condition, without damages or cracks.

Under any circumstances, avoid welding, reworking or heating any rim components that are damaged or cracked, replace them with new parts.

Inflate again the tyre according to the above mentioned instrucions.

THDwheels

THD Tire Heavy Duty ®



TYRE MARKING MEANING

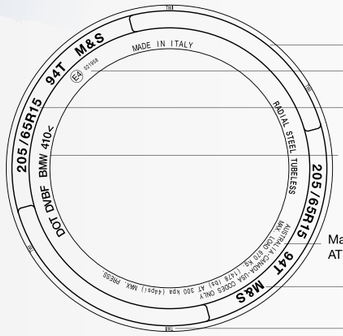

Commercial name

E4 021958 — *Homologation number according to ECE-R30*

205/65R15 — *Tyre dimension*
94T — *Load and speed indexes*

DOT DVBF BMW 410< — *According to USA Transport Department standards*

410 < *Manufacturing date*
41 *Weel 41*
90 < *Year 1990*

Max. load 670 Kg (1478 lbs) AT 30 kpa (44psi) max. press. — *Maximun loading capacity and pressure*

M&S — *Mud and snow tyre - winter tyre*

TWI — *wearness indicator*

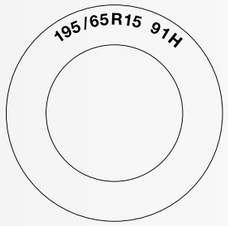

According to ECE-E30 Europena standards, a standarized description has been adopted (load and speed index) for the dimension marking

Dimension marking	*Standarized description*
195 / 65 R 15	91 H

- *Speed index*
- *Load index*
- *Rim diameter (inches)*
- *Construction (R=radial)*
- *Ratio (%)*
- *Nominal section (mm)*

The dimension marking for van and truck tyres (C type) must be done according to ECE-54, being a little bit different that ECE-R30 (passenger car tyres)

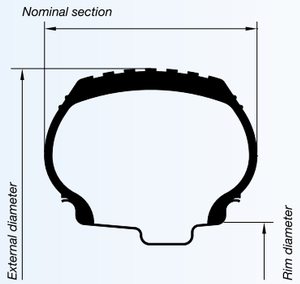

Aspect ratio

Section tyre for:

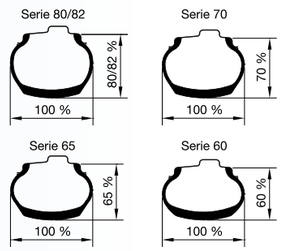

LOAD AND SPEED INDEX

CAR TYRE IDENTIFICATION

Example	195 / 70 R14 91 H
Width (mm)	195
Series (%)	70
Radial type	R
Rim diameter (inches)	14
Load index	91
Speed index	H

TRUCK TYRE IDENTIFICATION

Example	285 / 70 R19.5 146 / 143 K
Width (mm)	285
Series (%)	70
Radial type	R
Rim diameter (inches)	19.5
Load index (single mounting)	146
Load index (twin mounting)	143
Speed index	K

LOAD INDEX (LI)1

IC	kg	IC	kg	IC	kg	IC	kg	IC	kg	IC	kg
10	77,5	50	190	81	462	112	1.120	143	2.725	174	6.700
20	80	51	195	82	475	113	1.150	144	2.800	175	6.900
21	82,5	52	200	83	487	114	1.180	145	2.900	176	7.100
22	85	53	206	84	500	115	1.215	146	3.000	177	7.300
23	87,5	54	212	85	515	116	1.250	147	3.075	178	7.500
24	90	55	218	86	530	117	1.285	148	3.150	179	7.750
25	92,5	56	224	87	545	118	1.320	149	3.250	180	8.000
26	95	57	230	88	560	119	1.360	150	3.350	181	8.250
27	97,5	58	236	89	580	120	1.400	151	3.450	182	8.500
28	100	59	243	90	600	121	1.450	152	3.550	183	8.750
29	103	60	250	91	615	122	1.500	153	3.650	184	9.000
30	106	61	257	92	630	123	1.550	154	3.750	185	9.250
31	109	62	265	93	650	124	1.600	155	3.875	186	9.500
32	112	63	272	94	670	125	1.650	156	4.000	187	9.750
33	115	64	280	95	690	126	1.700	157	4.125	188	10.000
34	118	65	290	96	710	127	1.750	158	4.250	189	10.300
35	121	66	300	97	730	128	1.800	159	4.375	190	10.600
36	125	67	307	98	750	129	1.850	160	4.500	191	10.900
37	128	68	215	99	775	130	1.900	161	4.625	192	11.200
38	132	69	325	100	800	131	1.950	162	4.750	193	11.500
39	136	70	335	101	825	132	2.000	163	4.875	194	11.800
40	140	71	345	102	850	133	2.060	164	5.000	195	12.150
41	145	72	355	103	875	134	2.120	165	5.150	196	12.500
42	150	73	365	104	900	135	2.180	166	5.300	197	12.850
43	155	74	375	105	925	136	2.240	167	5.450	198	13.200
44	160	75	387	106	950	137	2.300	168	5.600	199	13.600
45	165	76	400	107	975	138	2.360	169	5.800	200	14.000
46	170	77	412	108	1.000	139	2.430	170	6.000	201	14.500
47	175	78	425	109	1.030	140	2.500	171	6.150	202	15.000
48	180	79	437	110	1.060	141	2.575	172	6.300	203	15.500
49	185	80	450	111	1.090	142	2.650	173	6.500	204	16.500

SPEED INDEX (SI)

A1	A2	A3	A4	A5	A6	A7	A8	B	C	D	E	F
5	10	15	20	25	30	35	40	50	60	65	70	80

G	J	K	L	M	N	P	Q	R	S	T	U	H	V	Z
90	100	110	120	130	140	150	160	170	180	190	200	210	240	+240

THDnotes

Tire Heavy Duty®

www.radtrade.cn
email info@radtrade.cn